



















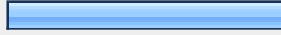
Freshers & Induction Week 2009



1. Are you male or female?			
		Response Percent	Response Count
Male		39.7%	87
Female		60.3%	132
		<i>answered question</i>	219
		<i>skipped question</i>	1



2. How old are you?			
		Response Percent	Response Count
18-21		81.7%	178
22-30		11.9%	26
31-40		3.7%	8
40+		2.8%	6
		<i>answered question</i>	218
		<i>skipped question</i>	2



3. What is your ethnic group?			
		Response Percent	Response Count
White		91.7%	200
Mixed		0.9%	2
Asian		3.7%	8
Black		1.8%	4
Chinese or other ethnic group		1.4%	3
Not stated		0.5%	1
		<i>answered question</i>	218
		<i>skipped question</i>	2







4. Where do you live during term time?			
		Response Percent	Response Count
Halls of Residence - on campus		38.9%	84
Halls of Residence - city		13.0%	28
Student Shared Accommodation		25.0%	54
Owned Property		9.3%	20
With Parents		13.9%	30
		<i>answered question</i>	216
		<i>skipped question</i>	4







5. Is your term time address your main home?			
		Response Percent	Response Count
Yes		54.8%	119
No		45.2%	98
		<i>answered question</i>	217
		<i>skipped question</i>	3



6. Did you return home on the first weekend (Saturday 26th, Sunday 27th September)?			
		Response Percent	Response Count
Yes		32.9%	70
No		67.1%	143
		<i>answered question</i>	213
		<i>skipped question</i>	7



7. Are you a Full-time or Part-time student?			
		Response Percent	Response Count
Full-time		96.8%	211
Part-time		3.2%	7
<i>answered question</i>			218
<i>skipped question</i>			2


8. Are you an Undergraduate or Postgraduate student?			
		Response Percent	Response Count
Undergraduate		95.8%	206
Postgraduate		4.2%	9
<i>answered question</i>			215
<i>skipped question</i>			5



9. Within what academic department do you study?			
		Response Percent	Response Count
Institution of Humanities and Creative Arts		25.1%	54
Institution of Science and the Environment		16.7%	36
Institute of Education		16.7%	36
Institute of Health and Society		11.2%	24
Institute of Exercise Science		11.6%	25
Worcester Business School		18.6%	40
<i>answered question</i>			215
<i>skipped question</i>			5




10. What is your year of course or research?			
		Response Percent	Response Count
1st		69.4%	150
2nd		15.7%	34
3rd		13.0%	28
4th		0.9%	2
5th		0.5%	1
6th		0.5%	1
Other		0.0%	0
		<i>answered question</i>	216
		<i>skipped question</i>	4

11. Are you a PGCE or Initial Teacher Training Student?			
		Response Percent	Response Count
Yes		9.8%	21
No		90.2%	194
		<i>answered question</i>	215
		<i>skipped question</i>	5






12. Are you a Nursing or Midwifery student?			
		Response Percent	Response Count
Yes		4.2%	9
No		95.8%	205
		<i>answered question</i>	214
		<i>skipped question</i>	6

13. Are you a Mature Student (i.e. you were 21 years old or over when you enrolled on your course)			
		Response Percent	Response Count
Yes		20.9%	45
No		79.1%	170
		<i>answered question</i>	215
		<i>skipped question</i>	5


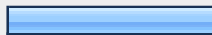
14. Are you an International Student?			
		Response Percent	Response Count
Yes		13.5%	29
No		86.5%	186
		<i>answered question</i>	215
		<i>skipped question</i>	5

15. If you are an International Student, which area do you come from?			
		Response Percent	Response Count
Asia		13.3%	4
Africa		3.3%	1
Americas		0.0%	0
Europe		83.3%	25
Other		0.0%	0
		<i>answered question</i>	30
		<i>skipped question</i>	190

16. Did you look at the Students' Union website (www.worcsu.com) before arriving, if so please rate its usefulness on a scale of 1-5. 1 being very useful and 5 being poor.

		Response Percent	Response Count
1		11.7%	23
2		21.9%	43
3		14.3%	28
4		18.9%	37
5		3.6%	7
I did not visit the site		29.6%	58
How could we improve it?			28
<i>answered question</i>			196
<i>skipped question</i>			24

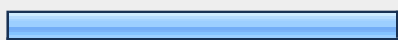

17. Did you receive a newspaper (The Voice) from Worcester Students' Union in the post?

		Response Percent	Response Count
Yes		66.3%	134
No		33.7%	68
<i>answered question</i>			202
<i>skipped question</i>			18

18. If yes, please rate the usefulness of the newspapers' content on a scale of 1-5. 1 being very useful and 5 being very poor.

	1	2	3	4	5	Response Count
Freshers' Events Guide	46.5% (67)	18.1% (26)	15.3% (22)	10.4% (15)	9.7% (14)	144
Introduction to the Students' Union	32.2% (46)	32.2% (46)	20.3% (29)	9.8% (14)	5.6% (8)	143
NUS Extra card	19.0% (27)	36.6% (52)	24.6% (35)	12.0% (17)	7.7% (11)	142
Sports and Societies	25.2% (36)	37.8% (54)	17.5% (25)	13.3% (19)	6.3% (9)	143
Volunteering Opportunities	15.5% (22)	32.4% (46)	37.3% (53)	9.2% (13)	5.6% (8)	142
Please tell us what else you would have liked to have seen in the Freshers' newspaper?						24
<i>answered question</i>						144
<i>skipped question</i>						76

19. Did you pick up the Students' Union Wall Planner upon arrival?



		Response Percent	Response Count
Yes		64.4%	130
No		35.6%	72
<i>answered question</i>			202
<i>skipped question</i>			18

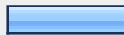




20. On a scale of 1-5 with 1 being very useful and 5 being poor. How would you rate the usefulness of the information supplied on the Wall Planner?


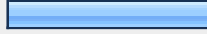
		Response Percent	Response Count
1		15.0%	29
2		24.4%	47
3		18.1%	35
4		9.3%	18
5		4.1%	8
I did not pick up a Wall Planner		29.0%	56
Any other comments?			11
<i>answered question</i>			193
<i>skipped question</i>			27

21. Please rate the registration process when you arrived on the Induction Weekend. (Saturday 19th, Sunday 20th September)



		Response Percent	Response Count
Excellent		25.7%	48
Good		47.1%	88
Fair		9.6%	18
Poor		1.1%	2
I did not arrive on this weekend		16.6%	31
<i>answered question</i>			187
<i>skipped question</i>			33



22. Did you receive sufficient information for what documentation to bring with you to registration?			
		Response Percent	Response Count
Yes		83.7%	154
No		16.3%	30
<i>answered question</i>			184
<i>skipped question</i>			36



23. Please rate your experience of registering online			
		Response Percent	Response Count
Excellent		19.0%	36
Good		50.3%	95
Fair		18.0%	34
Difficult		11.1%	21
Impossible		1.6%	3
<i>answered question</i>			189
<i>skipped question</i>			31

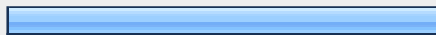

24. Did you receive assistance by a Freshers' Helper? (Freshers' Helpers wore the 'I heart SU' t-shirts)			
		Response Percent	Response Count
Yes		67.2%	125
No		32.8%	61
<i>answered question</i>			186
<i>skipped question</i>			34



25. Please rate the Freshers' Helpers assistance:						
	Excellent	Good	Fair	Poor	Bad	Response Count
Helpfulness	56.6% (77)	35.3% (48)	7.4% (10)	0.7% (1)	0.0% (0)	136
Appearance	39.8% (53)	48.9% (65)	9.0% (12)	0.8% (1)	1.5% (2)	133
Attitude	50.4% (67)	40.6% (54)	6.8% (9)	1.5% (2)	0.8% (1)	133
Usefulness	43.2% (57)	38.6% (51)	16.7% (22)	1.5% (2)	0.0% (0)	132
Informative	45.1% (60)	38.3% (51)	14.3% (19)	2.3% (3)	0.0% (0)	133
Any other comments you would like to make about the Freshers' Helpers?						11
<i>answered question</i>						136
<i>skipped question</i>						84



26. Were you taken to get an NUS Extra card?			
		Response Percent	Response Count
Yes		24.2%	45
No		75.8%	141
<i>answered question</i>			186
<i>skipped question</i>			34


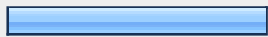
27. Do you think the benefits of buying an NUS Extra card were explained to you fully?			
		Response Percent	Response Count
Yes		48.1%	88
No		51.9%	95
<i>answered question</i>			183
<i>skipped question</i>			37



28. Did you attend Induction Talks during your first week?			
		Response Percent	Response Count
Yes		82.8%	154
No		17.2%	32
		<i>answered question</i>	186
		<i>skipped question</i>	34

29. If you did, were the Students' Union present? Yes/no			
		Response Percent	Response Count
Yes		71.1%	118
No		28.9%	48
		<i>answered question</i>	166
		<i>skipped question</i>	54

30. If so, did you find the Students' Union talk useful?			
		Response Percent	Response Count
Yes		78.7%	107
No		21.3%	29
		Any other comments?	5
		<i>answered question</i>	136
		<i>skipped question</i>	84

31. Do you have a Course Rep on your course?			
		Response Percent	Response Count
Yes		49.2%	91
No		50.8%	94
		<i>answered question</i>	185
		<i>skipped question</i>	35




32. If no, has your Course Leader explained the Course Rep system?			
		Response Percent	Response Count
Yes		57.4%	74
No		42.6%	55
		<i>answered question</i>	129
		<i>skipped question</i>	91




33. Would you be interested in becoming a Course Rep?			
		Response Percent	Response Count
Yes		25.0%	46
No		75.0%	138
		<i>answered question</i>	184
		<i>skipped question</i>	36

34. Freshers' Fair, Monday 21st Septmeber.							
	1	2	3	4	5	I did not attend	Response Count
There was a good variety of stall holders	27.3% (47)	25.0% (43)	18.0% (31)	8.7% (15)	1.7% (3)	19.2% (33)	172
The information given out was useful	20.5% (35)	31.6% (54)	18.1% (31)	10.5% (18)	0.6% (1)	18.7% (32)	171
The event was promoted well	24.6% (42)	26.9% (46)	18.7% (32)	6.4% (11)	5.8% (10)	17.5% (30)	171
I found the overall event useful	21.3% (36)	33.1% (56)	15.4% (26)	7.7% (13)	3.6% (6)	18.9% (32)	169
Tell us how we can improve this fair for next year?							25
<i>answered question</i>							172
<i>skipped question</i>							48

35. Info Fair, Tuesday 22nd September							
	1	2	3	4	5	I did not attend	Response Count
There was a good variety of stall holders	18.2% (31)	20.6% (35)	18.2% (31)	4.1% (7)	1.8% (3)	37.1% (63)	170
The information given out was useful	18.6% (31)	25.1% (42)	13.2% (22)	6.0% (10)	1.2% (2)	35.9% (60)	167
The event was promoted well	19.6% (33)	18.5% (31)	19.0% (32)	6.0% (10)	3.0% (5)	33.9% (57)	168
I found the overall event useful	16.8% (28)	23.4% (39)	17.4% (29)	5.4% (9)	1.2% (2)	35.9% (60)	167
Please tell us how we can improve this fair for next year.							7
<i>answered question</i>							171
<i>skipped question</i>							49

36. Sports and Activities Fair, Wednesday 23rd September							
	1	2	3	4	5	I did not attend	Response Count
There was a good variety of stall holders	27.6% (47)	23.5% (40)	11.2% (19)	4.7% (8)	4.7% (8)	28.2% (48)	170
The information given out was useful	25.0% (42)	22.0% (37)	14.3% (24)	6.0% (10)	4.8% (8)	28.0% (47)	168
The event was promoted well	26.8% (45)	20.8% (35)	13.7% (23)	5.4% (9)	6.5% (11)	26.8% (45)	168
I found the overall event useful	23.8% (40)	23.2% (39)	15.5% (26)	5.4% (9)	4.2% (7)	28.0% (47)	168
Please tell us how we can improve this fair for next year.							12
<i>answered question</i>							170
<i>skipped question</i>							50

37. Did you receive your Student Loans later than expected?			
		Response Percent	Response Count
Yes		35.5%	59
No		47.6%	79
I don't have a Student Loan		16.9%	28
<i>answered question</i>			166
<i>skipped question</i>			54

38. If Yes, did this affect your attendance at Students' Union run events?				
			Response Percent	Response Count
Yes			21.2%	28
No			34.8%	46
N/A			43.9%	58
			answered question	132
			skipped question	88

39. Please rate the following: Welcome Party, Saturday 19th September						
	Very good	Good	Fair	Poor	I did not attend	Response Count
Value for money	18.8% (31)	23.6% (39)	8.5% (14)	4.8% (8)	44.2% (73)	165
Atmosphere	23.9% (39)	21.5% (35)	6.7% (11)	3.7% (6)	44.2% (72)	163
Music/Acts	17.2% (28)	20.9% (34)	14.7% (24)	3.1% (5)	44.2% (72)	163
Any other comments						9
answered question						165
skipped question						55

40. Please rate the following: Superhero Sunday, Sunday 20th September						
	Very Good	Good	Fair	Poor	I did not attend	Response Count
Value for money	19.3% (32)	24.7% (41)	8.4% (14)	2.4% (4)	45.2% (75)	166
Atmosphere	28.2% (46)	20.2% (33)	3.7% (6)	2.5% (4)	45.4% (74)	163
Music/Acts	18.4% (30)	25.8% (42)	8.0% (13)	1.8% (3)	46.0% (75)	163
Any other comments						7
answered question						166
skipped question						54

41. Please rate the following: Clubland Monday, Monday 21st September							
	Very Good	Good	Fair	Poor	I did not attend	Response Count	
Value for money	15.0% (25)	15.6% (26)	9.0% (15)	0.6% (1)	59.9% (100)	167	
Atmosphere	21.0% (34)	15.4% (25)	3.1% (5)	1.2% (2)	59.3% (96)	162	
Music/Acts	19.3% (31)	12.4% (20)	6.2% (10)	2.5% (4)	59.6% (96)	161	
Any other comments?						4	
						answered question	167
						skipped question	53

42. Please rate the following: Thriller Tuesday, Tuesday 22nd September							
	Very Good	Good	Fair	Poor	I did not attend	Response Count	
Value for money	4.2% (7)	8.4% (14)	2.4% (4)	3.0% (5)	81.9% (136)	166	
Atmosphere	8.6% (14)	4.3% (7)	3.1% (5)	2.5% (4)	81.6% (133)	163	
Music/Acts	7.4% (12)	5.5% (9)	3.1% (5)	2.5% (4)	81.6% (133)	163	
Any other comments?						1	
						answered question	166
						skipped question	54







43. Please rate the following: flirt! Wednesday, Wednesday 23rd September						
	Very Good	Good	Fair	Poor	I did not attend	Response Count
Value for money	18.0% (30)	13.8% (23)	9.6% (16)	4.8% (8)	53.9% (90)	167
Atmosphere	23.3% (38)	13.5% (22)	6.7% (11)	1.2% (2)	55.2% (90)	163
Music/Acts	19.6% (32)	15.3% (25)	7.4% (12)	2.5% (4)	55.2% (90)	163
Any other comments?						3
answered question						167
skipped question						53



44. Please rate the following: Grease Tribute, Thursday 24th September						
	Very Good	Good	Fair	Poor	I did not attend	Response Count
Value for money	3.0% (5)	7.8% (13)	9.0% (15)	3.0% (5)	77.1% (128)	166
Atmosphere	3.7% (6)	11.8% (19)	3.7% (6)	4.3% (7)	76.4% (123)	161
Music/Acts	5.0% (8)	11.2% (18)	4.3% (7)	3.1% (5)	76.4% (123)	161
Any other comments?						1
answered question						166
skipped question						54

45. Please rate the following: X-Factor Karaoke, Friday 25th September						
	Very Good	Good	Fair	Poor	I did not attend	Response Count
Value for money	7.2% (12)	7.8% (13)	3.0% (5)	3.6% (6)	78.3% (130)	166
Atmosphere	10.6% (17)	6.8% (11)	3.1% (5)	1.9% (3)	77.6% (125)	161
Music/Acts	8.1% (13)	9.3% (15)	3.1% (5)	1.9% (3)	77.6% (125)	161
Any other comments?						3
answered question						166
skipped question						54

46. Please rate the following: Freshers' Gangster Ball, Saturday 26th September						
	Very good	Good	Fair	Poor	I did not attend	Response Count
Value for money	2.4% (4)	5.4% (9)	10.2% (17)	18.0% (30)	64.1% (107)	167
Atmosphere	4.9% (8)	12.3% (20)	9.3% (15)	9.9% (16)	63.6% (103)	162
Music/Acts	3.7% (6)	9.9% (16)	9.3% (15)	13.6% (22)	63.6% (103)	162
Any other comments?						17
answered question						167
skipped question						53

47. Please rate the following: Hardcore Wrestling, Sunday 27th September						
	Very Good	Good	Fair	Poor	I did not attend	Response Count
Value for money	3.6% (6)	1.8% (3)	3.0% (5)	0.6% (1)	91.0% (151)	166
Atmosphere	3.1% (5)	2.5% (4)	3.1% (5)	0.6% (1)	90.6% (145)	160
Music/Acts	3.1% (5)	3.8% (6)	1.9% (3)	0.6% (1)	90.6% (145)	160
Any other comments?						1
answered question						166
skipped question						54

48. On a scale of 1-5, 1 being excellent and 5 being poor what is your overall opinion of the Students' Union Dive Bar.			
		Response Percent	Response Count
1		8.9%	15
2		36.3%	61
3		31.5%	53
4		12.5%	21
5		5.4%	9
I have never been to the Dive Bar		5.4%	9
Any other comments?			13
answered question			168
skipped question			52

49. If the Dive Bar served hot food, would you come here to eat?				
			Response Percent	Response Count
Yes			75.2%	124
No			24.8%	41
If no, please tell us why?				32
<i>answered question</i>				165
<i>skipped question</i>				55

50. If you did not attend any of the Students' Unions planned evening events please tell us why?				
			Response Count	
			60	
<i>answered question</i>				60
<i>skipped question</i>				160

51. Please tell us what you feel Worcester Students' Union could do to improve next years line-up of events?				
			Response Count	
			71	
<i>answered question</i>				71
<i>skipped question</i>				149

52. Please write your University of Worcester ID number here. (This will not be stored with any of the information you have given in this survey, but used to check you are a valid student at the University of Worcester.				
			Response Count	
			108	
<i>answered question</i>				108
<i>skipped question</i>				112

53. We will be conducting further research in the form of focus groups and another satisfaction survey. If you are interested in helping please leave your email address.

		Response Count
		37
	<i>answered question</i>	37
	<i>skipped question</i>	183